


Features



- Dual LGA4677 sockets support dual 4th Gen Intel® Xeon® Scalable Processors (formerly Sapphire Rapids) up to 270W TDP
- Intel® C741 Chipset
- 12 x DDR5 4800/4400MHz RDIMM up to 3TB
- TPM 2.0 onboard
- IPMI 2.0 supported by AST 2600 BMC controller onboard
- 7 x Gen5 PCIe x16 supports up to 4 double wide GPU cards
- 1 x Intel® I210-AT 1GbE and 1 x Intel® I226-LM 2.5GbE Ethernet Controller
- Optional 1 x Intel® X550-AT2 10GbE 2-Ports Ethernet Controller
- 5 x SATA III support RAID 0, 1, 5, 10
- 3 x Slim SAS 8i (SFF-8654) connectors
- 1 x internal RS-232 port
- 6 x External USB 3.2 Gen 1
- 2 x Internal USB 3.2 Gen 1 & 2 x USB 2.0
- 1 x M.2 M-Key PCIe 5.0 x4 NVMe SSD, 2242/2260/2280/22110
- 2.86mm PCB thickness



Specifications

System	
CPU	2 x LGA4677 Sockets support 4th Gen Intel® Xeon® Scalable Processors up to 270W TDP each
System Chipset	Intel® C741 Chipset
System Memory	12 x DIMM slots support DDR5 4800/4400MHz RDIMM up to 3TB
BIOS	AMI® UEFI BIOS
IPMI	IPMI 2.0 supported by AST 2600 BMC controller onboard
TPM	TPM 2.0
Watchdog Timer	System Reset Event. 0 ~ 6553 seconds.
H/W Status Monitor	CPU temperature, fan speed and voltage monitoring, fan speed control, and case Open detection
Supported OS	Windows 10 IoT Enterprise LTSC 2021 Windows 11 Windows Server 2019 Windows Server 2022 Ubuntu 21.1, 22.04 LTS and later Red Hat Enterprise Linux (RHEL) 8.2 and later
Expansion	
PCI Express	7 x Gen5 PCIe x16 Slots
M.2	1 x M.2 M-Key Gen5 PCIe x4 NVMe SSD, 2242/2260/2280/22110 Form Factor
Display	
Chipset	AST2600 BMC Controller
Interface	1 x VGA
Resolution	1920x1200 @60Hz 32bpp

Ethernet	
Chipset	HPM-SRSDEA: 4LAN 1 x Intel® I210-AT Ethernet Controller (1GbE) 1 x Intel® I226-LM Ethernet Controller (2.5GbE) 1 x Intel® X550-AT2 Ethernet Controller supports 2-Ports (10GbE each LAN port)
	HPM-SRSDEL: 2LAN 1 x Intel® I210-AT Ethernet Controller (1GbE) 1 x Intel® I226-LM Ethernet Controller (2.5GbE)
Interface	5 x RJ45 MGMT Port for dedicated IPMI access only LAN1 for 1GbE shared with IPMI access LAN2 for 2.5GbE LAN3 and 4 for 10GbE (Optional)
External I/O	
USB	6 x USB 3.2 Gen 1
COM	1 x RS-232
VGA	1 x VGA
LAN	5 x RJ45 Connectors: 1 for BMC/IPMI Management LAN (MLAN), 4 for Ethernet The 1 x RJ45 Management LAN Port (MLAN) is for dedicated BMC/IPMI access only
	* HPM-SRSDEA: 4 x RJ45 + 1 x RJ45 MLAN * HPM-SRSDEL: 2 x RJ45 + 1 x RJ45 MLAN
Internal I/O	
USB	2 x USB 3.1 Gen 1 2 x USB 2.0 Type A Receptacle 2 x USB 2.0
SATA	5 x SATA III (SATA 1-4 support RAID 0, 1, 5, 10) 1 x Mini-SAS HD 4i (from PCH for 4 x SATA or 1 x4 NVMe interface) & 1 x 7-pin SATA connector 3 x Slim SAS 8i (SFF-8654) connectors
CMOS Battery	1 x Horizontal Socket Type CMOS Battery Holder with CR2450
COM	1 x RS-232



Mechanical & Environment

Power & Connector	1 x Standard 24-pin ATX Connector 3 x 8-pin SSI 12V connectors
Operating Temp.	Up to 250W TDP CPU: 0 ~ 50°C (32 ~ 122°F) Up to 270W TDP CPU: 0 ~ 40°C (32 ~ 104°F)
Storage Temp.	-40°C to 85°C (-40 ~ 185°F)
Operating Humidity	40°C @ 95% Relative Humidity, Non-condensing
Form Factor	Proprietary
Dimensions	16.452" x 12" (417.88mm x 304.8mm) 2.86mm PCB Thickness
Weight	4.85bs (2.2 kg)

Ordering Info

HPM-SRSDEA	Dual sockets support 4th Intel® Xeon® Scalable Processor. 4LAN - 1GbE + 2.5GbE + 2x10GbE
HPM-SRSDEL	Dual sockets support 4th Intel® Xeon® Scalable Processor. 2LAN - 1GbE + 2.5GbE
Accessory Included	1 x I/O Shield

* All product specifications and images are subject to change without notice. Last update: 01/02/2024



BCM Advanced Research
11 Chrysler, Irvine, CA 92618 USA
An Industry Leader in Industrial Motherboards
& Embedded Computing

www.bcmcom.com
BCMSales@bcmcom.com
(949) 470-1888